ISC SUSPENSION

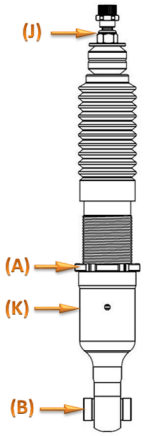

Installation for Models that do not Have Top Plates

- Remove 19mm nut (J).
- Install coilover assembly into your vehicle and tighten the top 19mm nut (J).
- Loosen collar (A) and ensure that bottom mount (B) is lined up with your factory bolt for installation.

⚠ *Ensure that (J), (B), and (A) are tignthened or else you may experience improper ride quality.*

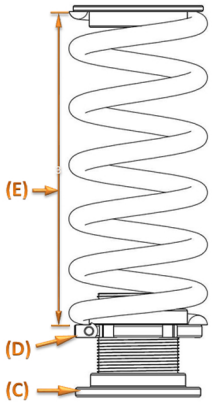

Wishbone Installation of Spring Stand (Ride Height)

⚠ Due to the suspension geometry of your vehicle this component adjusts your ride height. Please read the instructions below to see how to raise and lower the vehicle.

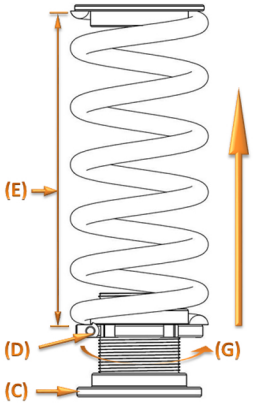

Wishbone Ride Height Adjustment Spring Stand (Raise)

1. To Raise:

- Please loosen the allen head bolts inside the large locking ring (D) of the spring stand (C).
- Rotate counter-clockwise (G) to adjust the locking ring upwards.
- Tighten the allen head bolts after adjustments have been completed.

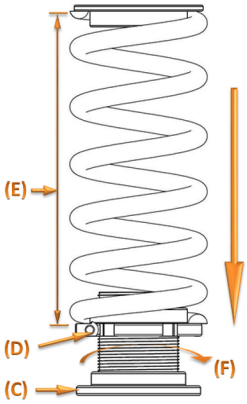

Wishbone Ride Height Spring Stand Adjustment (Lower)

1. To Lower:

- Please loosen the allen head bolts inside the large locking ring (D) of the spring stand (C).
- Rotate clockwise (F) to adjust the locking ring downwards.
- Tighten the allen head bolts aftter adjustments have been completed.

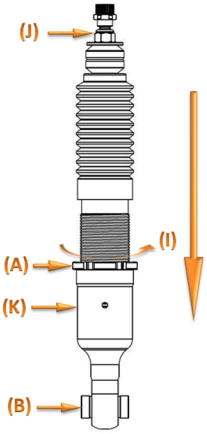

Trailing Arm Wishbone Ride Height Adjustment

1. Lower the Shock Absorber:

- Rotate the locking collar (A) counter-clockwise to loosen it.
- Rotate the shaft (K) clockwise (I) to bring the shaft higher from the bottom mount.
- Tighten (A) once complete. This adjustment should mirror the adjustment made on the spring stand.

Ex: When the spring stand is lowered 10mm, the shaft should be raised from the bottom mount by 10mm.

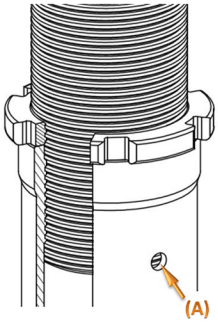

⚠ ***Safe Range of Height Adjustment***

McPherson & Wishbone:

Please pay close attention while installing the coilovers and adjusting ride height. Threads from the shaft should be visible within the adjustment range hole (A). If you can not see threads, then the shaft needs to be lowered into the bottom mount until the threads are visible.

Note: ISC Suspension recommends professional installation of all its products.